





2012 RS Feva World Championship













Hayling Island SC

Final Series












Gold Fleet










Sailed: 6, Discards: 1, To count: 5, Entries: 60, Scoring system: Appendix A







Rank	Tally	Fleet	Nat	SailNo	Helm	Crew	Prize Cat	Q Rank	F1	F2	F3	F4	F5	F6	Total	Nett
1st	135	Gold		4913	Leonardo Stocchero	Gianluca Virgenti		2.0	(7.0)	5.0	1.0	3.0	1.0	1.0	20.0	13.0
2nd	151	Gold		4734	Robbie King	Josh Atherton		4.0	1.0	1.0	(21.0)	4.0	5.0	3.0	39.0	18.0
3rd	161	Gold		4883	Jamie Smith	Piers Nicholls	u13	6.0	2.0	3.0	4.0	1.0	3.0	(11.0)	30.0	19.0
4th	44	Gold		2686	Matt Whitfield	James Taylor		3.0	3.0	11.0	6.0	2.0	(23.0)	16.0	64.0	41.0
5th	141	Gold		4810	Albert Gelpí	Martí Serrà	u13	11.0	(36.0)	4.0	2.0	13.0	9.0	7.0	82.0	46.0
6th	28	Gold		3360	Jemima Lawson	Jenny Cropley	All girls crew	8.0	9.0	9.0	(27.0)	7.0	13.0	4.0	77.0	50.0
7th	6	Gold		4627	James Hutton-Penman	Tom Jayasekara		10.0	(34.0)	13.0	8.0	5.0	12.0	12.0	94.0	60.0

8th	167	Gold		3394	Chris Allen	Jamie Allen	Family	1.0	14.0	(25.0)	7.0	22.0	4.0	15.0	88.0	63.0
9th	146	Gold		4576	Louis Chambet	Lucas Tissot		13.0	18.0	17.0	3.0	(27.0)	8.0	8.0	94.0	67.0
10th	160	Gold		3357	Tom Darling	Will Dolin		9.0	11.0	12.0	5.0	19.0	15.0	(31.0)	102.0	71.0
11th	169	Gold		4355	Anna Prescott	Jess Eales	All girls crew	12.0	5.0	8.0	13.0	21.0	14.0	(54.0)	127.0	73.0
12th	41	Gold		1883	Harvey Martin	Will Ward		5.0	29.0	2.0	14.0	(32.0)	17.0	14.0	113.0	81.0
13th	10	Gold		1486	Arthur Brown	Niamh Davies	u13	17.0	6.0	6.0	12.0	35.0	6.0	(42.0)	124.0	82.0
14th	39	Gold		4924	Samuel Grade	Katie Prescott		20.0	4.0	(30.0)	15.0	14.0	20.0	10.0	113.0	83.0
15th	79	Gold		4740	Jess Hammet	Hattie Lucas- Clements	All girls crew	34.0	8.0	23.0	19.0	(59.0)	2.0	6.0	151.0	92.0
16th	24	Gold		3120	Lauren Miles	Esther Fenton-Jones	All girls crew	15.0	20.0	(44.0)	31.0	12.0	11.0	13.0	146.0	102.0
17th	16	Gold		4729	Oliver Scott	Tom Mitchell		29.0	10.0	10.0	9.0	(41.0)	31.0	23.0	153.0	112.0
18th	49	Gold		1583	Daniel Atherton	Alex King	u13	19.0	17.0	41.0	(48.0)	25.0	10.0	5.0	165.0	117.0
19th	78	Gold		2383	Jenny Smallwood	Jamie Webb		14.0	12.0	(50.0)	30.0	26.0	37.0	2.0	171.0	121.0

20th	131	Gold		2592	Margherita Porro	Frederico Scanzi	7.0	(43.0)	36.0	24.0	6.0	24.0	34.0	174.0	131.0	
21st	40	Gold		4606	Will Robinson	Joe Hills	26.0	31.0	15.0	18.0	11.0	(41.0)	32.0	174.0	133.0	
22nd	98	Gold		3475	Daan Dutilh	Roos van Lookeren Campagne	18.0	22.0	19.0	(52.0)	18.0	33.0	24.0	186.0	134.0	
23rd	73	Gold		4890	Max Matthews	Guy Rivington	22.0	(49.0)	42.0	22.0	8.0	22.0	20.0	185.0	136.0	
24th	157	Gold		4941	Tomas Mathisen	Mads Mathisen	Family	33.0	19.0	21.0	(57.0)	23.0	18.0	27.0	198.0	141.0
25th	9	Gold		2047	Flynn Davies	Daniel Lewis	46.0	13.0	(35.0)	10.0	33.0	27.0	22.0	186.0	151.0	
26th	7	Gold		4604	Kathryn Hutton-Penman	Matthew Jayasekara	31.0	23.0	(48.0)	17.0	44.0	32.0	9.0	204.0	156.0	
27th	142	Gold		4839	Salvi Borrat	Sergio Pérez	30.0	(53.0)	33.0	11.0	10.0	42.0	36.0	215.0	162.0	
28th	176	Gold		4332	Elliott Wells	Jake Todd	16.0	28.0	34.0	39.0	40.0	7.0	(43.0)	207.0	164.0	
29th	19	Gold		3424	Courtney Bilbrough	Orla Mitchell	25.0	21.0	28.0	44.0	30.0	(59.0)	28.0	235.0	176.0	
30th	121	Gold		3536	Johanna Frisk	Sofia Lewerin	24.0	33.0	7.0	25.0	45.0	(57.0)	48.0	239.0	182.0	
31st	14	Gold		839	Jonny Watkins	Will Taylor	55.0	39.0	(60.0)	41.0	16.0	16.0	17.0	244.0	184.0	




32nd	5	Gold		4102	Matt Hill	Joe Reeve		45.0	24.0	51.0	16.0	20.0	29.0	(56.0)	241.0	185.0
33rd	90	Gold		3067	Gillies Munro	Katie Munro	Family	32.0	15.0	26.0	33.0	(55.0)	36.0	45.0	242.0	187.0
34th	3	Gold		4650	Ross Banham	Freddie Verburgt		49.0	16.0	22.0	37.0	29.0	40.0	(59.0)	252.0	193.0
35th	143	Gold		88	Tavo Annus	Mikael Ristmets	u13	23.0	42.0	(52.0)	43.0	17.0	19.0	49.0	245.0	193.0
36th	133	Gold		4699	Fransesca Andrea Dall'ora	Martina Cozzaglio Capuccino		51.0	30.0	(53.0)	38.0	24.0	25.0	26.0	247.0	194.0
37th	129	Gold		1986	Giorgia Angiolini	Camilla Angiolini	Family	38.0	(52.0)	24.0	34.0	34.0	52.0	19.0	253.0	201.0
38th	99	Gold		3469	Tom Dutilh	Max Bruijn		47.0	38.0	43.0	32.0	15.0	28.0	(52.0)	255.0	203.0
39th	125	Gold		4424	Frida Winzell	Sofia Lundgren	All girls crew	21.0	56.0	40.0	49.0	9.0	(61.0 DNF)	29.0	265.0	204.0
40th	132	Gold		4541	Benedetta Boriotto	Alessandre Dubbini	All girls crew	27.0	37.0	32.0	29.0	52.0	(58.0)	30.0	265.0	207.0
41st	47	Gold		4622	Buzz Gilks	Poppy Gilks	All girls and family	28.0	(55.0)	18.0	47.0	37.0	50.0	33.0	268.0	213.0
42nd	52	Gold		4623	Edward Norbury	Steve Norbury	Family	39.0	54.0	29.0	(58.0)	36.0	39.0	18.0	273.0	215.0












43rd	54	Gold		2508	Jamie Jobson	Eve Gadd		50.0	26.0	31.0	(50.0)	31.0	38.0	41.0	267.0	217.0
44th	173	Gold		4251	Robert Masterman	Marcus Payne		60.0	27.0	16.0	26.0	43.0	48.0	(58.0)	278.0	220.0
45th	48	Gold		4625	Paddy Gannon	Sam Pearce		36.0	47.0	46.0	28.0	(60.0)	34.0	37.0	288.0	228.0
46th	37	Gold		4610	Hannah Bristow	Izzi Bristow	All girls and family	52.0	45.0	20.0	20.0	(56.0)	54.0	39.0	286.0	230.0
47th	38	Gold		1389	Graeme Bristow	Madeleine Bristow	Family	42.0	41.0	55.0	36.0	(57.0)	35.0	21.0	287.0	230.0
48th	145	Gold		4989	Hardi Anton	Olle Saar		44.0	32.0	47.0	23.0	47.0	49.0	(51.0)	293.0	242.0
49th	126	Gold		2902	Albin Pålsson	Simon Alm		54.0	44.0	45.0	(59.0)	49.0	26.0	25.0	302.0	243.0
50th	134	Gold		3688	Lorenzo Bignami	Matteo Martinelli		41.0	48.0	14.0	(55.0)	50.0	46.0	55.0	309.0	254.0
51st	137	Gold		4724	Nick Edmonds	Alice Edmonds	family	43.0	(59.0)	39.0	42.0	53.0	43.0	35.0	314.0	255.0
52nd	101	Gold		3691	Shivam Ramdas	Ties van der Stroom	u13	56.0	25.0	49.0	45.0	38.0	44.0	(60.0)	317.0	257.0
53rd	8	Gold		4344	Chay Taylor	Stirling Taylor	Family	57.0	46.0	38.0	35.0	46.0	(53.0)	38.0	313.0	260.0
54th	32	Gold		1518	James Curtis	Harry Phelps		53.0	35.0	27.0	53.0	54.0	(56.0)	44.0	322.0	266.0












55th	31	Gold		4620	Cameron Webber	Joseph Fenwick		59.0	51.0	37.0	(56.0)	39.0	30.0	50.0	322.0	266.0
56th	81	Gold		2045	Nick Neve	Charlotte Neve	Family	35.0	40.0	54.0	40.0	48.0	(55.0)	53.0	325.0	270.0
57th	53	Gold		4639	Ben Richards	Sam Richards	Family	37.0	50.0	59.0	(60.0)	58.0	21.0	47.0	332.0	272.0
58th	57	Gold		2523	Connie Meek	Emma Barnett	All girls crew	58.0	(57.0)	57.0	51.0	28.0	47.0	46.0	344.0	287.0
59th	127	Gold		3850	Linus Berglund	Elias Andersson	u13	48.0	(58.0)	58.0	54.0	42.0	45.0	40.0	345.0	287.0
60th	80	Gold		4608	Sam Barson	Bradley Duffy		40.0	(60.0)	56.0	46.0	51.0	51.0	57.0	361.0	301.0












Silver Fleet












Sailed: 5, Discards: 1, To count: 4, Entries: 60, Scoring system: Appendix A












Rank	Tally	Fleet	Nat	SailNo	Helm	Crew	Prize Cat	Q Rank	F1	F2	F3	F4	F5	Total	Nett
1st	25	Silver		4717	Delanie Rutter	Eve Townsend	All girls crew	76.0	5.0	18.0	7.0	(31.0)	2.0	139.0	108.0
2nd	76	Silver		4631	Emma Baker	Isabella Black	All girls crew	62.0	11.0	22.0	9.0	4.0	(24.0)	132.0	108.0
3rd	179	Silver		4417	Coan Minderhoud	Louisa Coxson		85.0	2.0	(46.0)	3.0	18.0	1.0	155.0	109.0


4th	158	Silver	 4979	Eirik Lundberg	Regine SyrdalTronstad		63.0	6.0	1.0	21.0	24.0	(25.0)	140.0	115.0
5th	152	Silver	 4991	Andrew Mifsud	Michela Mifsud	Family	75.0	(19.0)	2.0	17.0	8.0	13.0	134.0	115.0
6th	46	Silver	 3000	Tom Joesbury	Will Creaven		61.0	(44.0)	37.0	8.0	6.0	4.0	160.0	116.0
7th	136	Silver	 3018	Tristan Bracegirdle	Yann Bracegirdle	Family	74.0	(40.0)	9.0	4.0	19.0	14.0	160.0	120.0
8th	130	Silver	 4158	Giacomo Quarenghi	Flippo Quarenghi	Family	69.0	20.0	5.0	15.0	17.0	(61.0 DNF)	187.0	126.0
9th	45	Silver	 3626	Alex Joesbury	Emlyn Williams		64.0	(56.0)	13.0	22.0	7.0	20.0	182.0	126.0
10th	59	Silver	 4945	Rebecca Lewis	Fiona Mulcahy	All girls crew	67.0	7.0	4.0	10.0	42.0	(49.0)	179.0	130.0
11th	140	Silver	 5000	Anya Green	Charlotte Ormerod	All girls crew	66.0	14.0	7.0	27.0	16.0	(42.0)	172.0	130.0
12th	100	Silver	 3470	Hugo Tucker	Gijs Dutilh		111.0	1.0	8.0	(61.0 BFD)	3.0	10.0	194.0	133.0
13th	110	Silver	 3706	Loes Eijkman	Nynke Nell	All girls crew	90.0	(61.0 DSQ)	6.0	2.0	14.0	26.0	199.0	138.0
14th	33	Silver	 4744	Isabel Davies	Milly Moss	All girls crew & U13	86.0	35.0	(43.0)	1.0	12.0	16.0	193.0	150.0


15th	171	Silver	 4415	Nick Robins	Alicia Campbell-Bottoms	u13	84.0	36.0	(40.0)	6.0	2.0	22.0	190.0	150.0
16th	116	Silver	 587	Max Groen	Jip Groen	Family	79.0	15.0	3.0	26.0	(30.0)	29.0	182.0	152.0
17th	154	Silver	 4139	Edvard Liodden	Rasmus Munter		82.0	3.0	12.0	19.0	38.0	(50.0)	204.0	154.0
18th	111	Silver	 4108	Willemijn Offerman	Manus Offerman	Family	81.0	17.0	(54.0)	16.0	33.0	11.0	212.0	158.0
19th	156	Silver	 5025	Caroline Heiberg	Marie Bordal	All girls crew & U13	77.0	12.0	20.0	18.0	32.0	(47.0)	206.0	159.0
20th	42	Silver	 4039	Wills Murray	Will Ormerod		72.0	21.0	53.0	(61.0 BFD)	10.0	9.0	226.0	165.0
21st	115	Silver	 3484	Eline Tan	Olivier Tan	Family	78.0	13.0	(38.0)	25.0	22.0	32.0	208.0	170.0
22nd	168	Silver	 4988	Henry Jameson	Josh Bakker	u13	88.0	(51.0)	33.0	12.0	5.0	35.0	224.0	173.0
23rd	162	Silver	 4385	Libi Askew	Emily Proud	All girls crew	92.0	8.0	(49.0)	30.0	15.0	28.0	222.0	173.0
24th	82	Silver	 3734	Gregory Sale	Alex Frost		68.0	16.0	47.0	35.0	(52.0)	12.0	230.0	178.0
25th	175	Silver	 783	Jack Nunn	David Brand		71.0	31.0	39.0	11.0	27.0	(44.0)	223.0	179.0

26th	34	Silver	 4745	Katie Davies	Gemma Keers	All girls crew & U13	95.0	(34.0)	26.0	31.0	1.0	30.0	217.0	183.0
27th	77	Silver	 4361	James Scott	Sam Lythgoe	u13	70.0	54.0	30.0	(61.0 BFD)	23.0	6.0	244.0	183.0
28th	87	Silver	 4562	Jack Ward	Sammy Isaacs-Johnson		83.0	30.0	27.0	(43.0)	25.0	19.0	227.0	184.0
29th	62	Silver	 2081	Hamish Oliver	James Rudd-Jones		94.0	18.0	21.0	32.0	20.0	(34.0)	219.0	185.0
30th	155	Silver	 5024	Herman Bordal	Dominykas Rubinskas		91.0	(39.0)	17.0	33.0	26.0	23.0	229.0	190.0
31st	70	Silver	 4079	Madeleine Hopper	Philippa Hadley		107.0	10.0	(50.0)	13.0	28.0	33.0	241.0	191.0
32nd	159	Silver	 4685	Andreas Finstad Busch	Mickel Segalstad-Slaatto		65.0	32.0	15.0	38.0	(47.0)	41.0	238.0	191.0
33rd	144	Silver	 4985	Johanna Poksi	Maris Seersant	All girls crew	93.0	49.0	10.0	20.0	21.0	(54.0)	247.0	193.0
34th	36	Silver	 4977	Joanna Kalderon	Clare Peterson	All girls crew	112.0	25.0	28.0	23.0	(39.0)	15.0	242.0	203.0
35th	109	Silver	 3465	Willem Aarens	Koen Vierling		100.0	42.0	(48.0)	24.0	37.0	3.0	254.0	206.0
36th	148	Silver	 1653	Stephen Judge	Patrick Riordan		114.0	28.0	(44.0)	34.0	9.0	21.0	250.0	206.0

37th	27	Silver	 4635	Cameron Allen	Nathan Allen	Family	80.0	33.0	24.0	51.0	(57.0)	18.0	263.0	206.0
38th	72	Silver	 4051	Alex Hadley	Edward Elmore		116.0	(59.0)	36.0	14.0	35.0	7.0	267.0	208.0
39th	93	Silver	 2884	Fric Tanis	Hilde den Boer		109.0	24.0	29.0	41.0	(50.0)	8.0	261.0	211.0
40th	153	Silver	 4940	Mattea Ciantar	Anthony Khazmi		106.0	58.0	23.0	(61.0 BFD)	11.0	17.0	276.0	215.0
41st	65	Silver	 3733	Tom Smith	Dan Wilson		89.0	(46.0)	16.0	46.0	29.0	36.0	262.0	216.0
42nd	66	Silver	 3737	Edward Haynes	Henry Bowers		105.0	26.0	14.0	29.0	(46.0)	46.0	266.0	220.0
43rd	122	Silver	 882	Malin Stening	Ida Frisk		96.0	9.0	34.0	44.0	43.0	(48.0)	274.0	226.0
44th	117	Silver	 2878	Thomas Rot	Marloes Rot	Family	73.0	29.0	(51.0)	36.0	44.0	45.0	278.0	227.0
45th	75	Silver	 4145	Tristan Payne	Jeremy Nelson	u13	119.0	27.0	(59.0)	40.0	41.0	5.0	291.0	232.0
46th	17	Silver	 4728	Oliver Griffiths	Cameron Currie		110.0	22.0	11.0	(59.0 XPA)	49.0	40.0	291.0	232.0
47th	51	Silver	 4648	Jake Farren-Price	Emily Gent		98.0	53.0	42.0	28.0	13.0	(61.0 BFD)	295.0	234.0

48th	128	Silver		2240	Felicia Berglund	Linn Dadell	All girls crew	101.0	38.0	(58.0)	5.0	40.0	55.0	297.0	239.0
49th	13	Silver		1836	Reuben Woodbridge	Alice Woodbridge	Family	87.0	23.0	31.0	48.0	(56.0)	51.0	296.0	240.0
50th	103	Silver		3210	Tijn Bos	Marieke Minderhoud		97.0	47.0	32.0	(52.0)	48.0	27.0	303.0	251.0
51st	35	Silver		4987	Grace Yeoman	Izzy Barker	All girls crew	103.0	48.0	35.0	(50.0)	34.0	31.0	301.0	251.0
52nd	67	Silver		3743	George Haynes	Tancredi Pucci		104.0	(55.0)	19.0	39.0	45.0	53.0	315.0	260.0
53rd	123	Silver		4904	Alexander Lundh	Gustav Theander		115.0	4.0	25.0	(61.0 DNC)	61.0 DNC	61.0 DNC	327.0	266.0
54th	107	Silver		3464	Pieter Henken	Carien Dermer		102.0	45.0	41.0	(47.0)	36.0	43.0	314.0	267.0
55th	85	Silver		4133	Lily Streatfeild	Emily Atkinson	All girls crew	118.0	50.0	(55.0)	37.0	51.0	38.0	349.0	294.0
56th	149	Silver		3661	Blathnaid O'Connell	Rosanna Cassidy	All girls crew	108.0	37.0	(61.0 DNC)	61.0 BFD	53.0	37.0	357.0	296.0
57th	170	Silver		4062	William Birchall	Dominic Hall		113.0	(57.0)	52.0	49.0	55.0	39.0	365.0	308.0
58th	15	Silver		4194	Dominic Hall	Jonathan Hall	Family	120.0	41.0	45.0	53.0	(54.0)	52.0	365.0	311.0













59th	2	Silver		2568	Rex Farrant	Lewis Keen		117.0	43.0	57.0	45.0	(58.0)	56.0	376.0	318.0
------	---	--------	---	------	-------------	------------	--	-------	------	------	------	--------	------	-------	-------












60th	29	Silver		2012	Phoebe Warren	Tabitha Peel	All girls crew	99.0	52.0	56.0	(61.0 DNC)	61.0 DNC	61.0 DNC	390.0	329.0
------	----	--------	---	------	---------------	--------------	----------------	------	------	------	---------------	-------------	----------	-------	-------












Bronze Fleet












Sailed: 5, Discards: 1, To count: 4, Entries: 60, Scoring system: Appendix A






Rank	Tally	Fleet	Nat	SailNo	Helm	Crew	Prize Cat	Q Rank	F1	F2	F3	F4	F5	Total	Nett
1st	50	Bronze		4530	James Eales	Hector Nelson		130.0	1.0	(10.0)	2.0	5.0	1.0	149.0	139.0
2nd	71	Bronze		2000	Jourdan Swindon	Zak Bermon		123.0	4.0	6.0	13.0	12.0	(56.0)	214.0	158.0
3rd	60	Bronze		3740	Alice Kidd	Remi Pfister		121.0	7.0	5.0	11.0	19.0	(24.0)	187.0	163.0
4th	55	Bronze		2215	Max Griggs	Cody Griggs	Family	135.0	3.0	(24.0)	8.0	7.0	15.0	192.0	168.0
5th	89	Bronze		4545	Charlie Pritchard	Ben Rodman		128.0	13.0	(20.0)	4.0	10.0	14.0	189.0	169.0
6th	114	Bronze		4959	Jelle de Vries	Romeo Pace		127.0	15.0	7.0	(41.0)	13.0	7.0	210.0	169.0
7th	177	Bronze		3100	Anna Lucas-Clements	Lucy Harris	All girls crew	126.0	26.0	16.0	3.0	1.0	(46.0)	218.0	172.0

8th	163	Bronze		4641	Josh Strauss	Jack Mitchell		131.0	17.0	(27.0)	1.0	4.0	21.0	201.0	174.0
9th	94••	Bronze		2306	Cecile van de Stadt	Maud Classen	All girls crew	132.0	(38.0)	12.0	5.0	8.0	17.0	212.0	174.0
10th	174	Bronze		797	Ella Mitchell	Hannah Jennings		124.0	11.0	21.0	15.0	(61.0 BFD)	16.0	248.0	187.0
11th	95	Bronze		2934	Merel de Weerd	Romy Schipper	All girls crew	150.0	(40.0)	14.0	16.0	2.0	10.0	232.0	192.0
12th	120	Bronze		3213	Martijn Jessurun	Alysha Kat		122.0	37.0	28.0	(40.0)	14.0	2.0	243.0	203.0
13th	112	Bronze		4098	Rutger Vos	Rutger van Arendonk		146.0	6.0	4.0	22.0	25.0	(38.0)	241.0	203.0
14th	21	Bronze		2153	Immi Slinn	Ruby Griffin	All girls crew	143.0	23.0	(30.0)	10.0	16.0	13.0	235.0	205.0
15th	18	Bronze		4730	Charlie Stannard	Annie Boyle		125.0	16.0	1.0	36.0	29.0	(40.0)	247.0	207.0
16th	104	Bronze		3215	Rosa Maessen	Pien Kolk	All girls crew	163.0	(32.0)	25.0	12.0	6.0	5.0	243.0	211.0
17th	139	Bronze		3187	Elliott Wilkinson	Charlie Pursall		171.0	10.0	3.0	26.0	(45.0)	6.0	261.0	216.0
18th	23	Bronze		3362	Ellie Walton	Abi Riley	All girls crew	129.0	14.0	(46.0)	9.0	21.0	44.0	263.0	217.0
19th	165	Bronze		306	Katie Fiddaman	Ben Todd	u13	159.0	9.0	(54.0)	23.0	23.0	9.0	277.0	223.0

20th	20	Bronze		5003	Oskar Bisset	Max Taylor-Nobbs		138.0	19.0	15.0	(38.0)	20.0	31.0	261.0	223.0
21st	113	Bronze		2885	Maaike Zuidendorp	Fleur Oude Avenhuis	All girls crew	155.0	(41.0)	32.0	14.0	11.0	12.0	265.0	224.0
22nd	147	Bronze		1593	Meg Tyrrell	Phoebe Norwood	All girls crew	162.0	22.0	18.0	20.0	3.0	(29.0)	254.0	225.0
23rd	74	Bronze		1664	Louise Hughes	Harriet Philo-Powell	All girls crew	149.0	18.0	11.0	30.0	(61.0 BFD)	20.0	289.0	228.0
24th	30	Bronze		3815	Issy Gilbert	Emily Covell	All girls crew	133.0	(43.0)	33.0	29.0	26.0	8.0	272.0	229.0
25th	58	Bronze		4204	Samuel Leedham	Jemima Leedham	Family	137.0	2.0	31.0	32.0	30.0	(48.0)	280.0	232.0
26th	84	Bronze		4135	Stuart Doughty	Will Byford		142.0	39.0	2.0	(44.0)	24.0	30.0	281.0	237.0
27th	124	Bronze		2547	Jesper Lewerin	Mattias Lewerin	Family	148.0	(31.0)	26.0	24.0	22.0	18.0	269.0	238.0
28th	102	Bronze		3466	Douwe van der Stroom	Bas van Lookeren Campagne		144.0	34.0	(56.0)	7.0	15.0	39.0	295.0	239.0
29th	108	Bronze		3585	Olivier Verwoerd	Arthur Verwoerd	Family	154.0	5.0	(38.0)	17.0	28.0	37.0	279.0	241.0
30th	91	Bronze		749	Reinout Sterk	Bram Bos		153.0	27.0	36.0	6.0	(49.0)	22.0	293.0	244.0

31st	119	Bronze		1615	Folkert-Jan Oosterkamp	Thijmen Ottenhof		139.0	8.0	34.0	(61.0 BFD)	61.0 BFD	3.0	306.0	245.0
32nd	92	Bronze		421	Saskia Visser	Sophie den Boer	Family	134.0	49.0	19.0	(52.0)	27.0	25.0	306.0	254.0
33rd	88	Bronze		4561	George Goss	Sam Clark		160.0	29.0	22.0	18.0	33.0	(53.0)	315.0	262.0
34th	1	Bronze		5026	James Russell	Lauren Russell	Family	157.0	25.0	8.0	42.0	31.0	(61.0 DNC)	324.0	263.0
35th	96	Bronze		3702	Guus Minderhoud	Max Minderhoud	Family	158.0	35.0	23.0	21.0	(48.0)	26.0	311.0	263.0
36th	68	Bronze		211	Tom Dutton	India Edwards		147.0	(54.0)	29.0	27.0	39.0	28.0	324.0	270.0
37th	138	Bronze		2376	Isobel Currie	Raya Uzunova	All girls crew & U13	169.0	12.0	13.0	45.0	(52.0)	32.0	323.0	271.0
38th	69	Bronze		2165	Ed Whatoff	James Rigby		152.0	28.0	9.0	50.0	35.0	(58.0)	332.0	274.0
39th	172	Bronze		4630	Hannah Birchall	Georgia Everest	All girls crew	175.0	47.0	(49.0)	28.0	9.0	19.0	327.0	278.0
40th	22	Bronze		56	Harriet Winbush	Joe Winbush	Family	164.0	20.0	17.0	(47.0)	42.0	36.0	326.0	279.0
41st	106	Bronze		3208	Mireille van Dijk	Thijs Minderhoud		145.0	42.0	45.0	25.0	(61.0 BFD)	23.0	341.0	280.0

42nd	11	Bronze		4470	Cristian Edmonds	Rafe Watson		141.0	30.0	39.0	35.0	38.0	(47.0)	330.0	283.0
43rd	4	Bronze		3999	Matt Morecroft	Dom Cotterill		156.0	21.0	(51.0)	33.0	40.0	35.0	336.0	285.0
44th	61	Bronze		3741	Niamh Fenton	Rosie Donald	All girls crew	140.0	(51.0)	42.0	34.0	36.0	34.0	337.0	286.0
45th	178	Bronze		3788	Tim Bilborough	Maddie Bilborough	family	177.0	(61.0 DNC)	61.0 DNC	37.0	18.0	4.0	358.0	297.0
46th	26	Bronze		3537	Grace Summers	Philippa Chandler	All girls crew	166.0	(53.0)	48.0	49.0	17.0	27.0	360.0	307.0
47th	105	Bronze		3705	Anouk Henkelman	Alexandra Vegelien	All girls crew	151.0	24.0	37.0	(55.0)	53.0	43.0	363.0	308.0
48th	83	Bronze		2582	Christian Thomas	Nathan Flanagan	Family	136.0	46.0	47.0	(48.0)	43.0	42.0	362.0	314.0
49th	118	Bronze		2925	Noëlle Oude Avenhuis	Bjorn Oude Avenhuis	Family	165.0	33.0	35.0	(46.0)	41.0	41.0	361.0	315.0
50th	164	Bronze		2416	Hugo Knight	Freya Knight	Family	174.0	44.0	50.0	(53.0)	37.0	11.0	369.0	316.0
51st	97	Bronze		3694*	Colinche Van Arendank	Femke Heddemma		181.0	36.0	(57.0)	43.0	34.0	33.0	384.0	327.0
52nd	150	Bronze		2358	Alexander Gillett	Philip Mulvey		161.0	(55.0)	40.0	31.0	46.0	51.0	384.0	329.0

53rd	12	Bronze		1250	Milo Gordon	Izzy Duncan		176.0	(56.0)	53.0	19.0	32.0	52.0	388.0	332.0
54th	63	Bronze		3697	Tabitha Gibb	Georgie Powell	All girls crew	170.0	(61.0 DNC)	43.0	39.0	50.0	50.0	413.0	352.0
55th	64	Bronze		3020	Isabella Gordon	Emma Clark	All girls crew	172.0	50.0	41.0	51.0	44.0	(54.0)	412.0	358.0
56th	56	Bronze		1492	Jessica Jobson	Larissa Connabeer	All girls crew	168.0	48.0	44.0	(54.0)	51.0	49.0	414.0	360.0
57th	43	Bronze		584	Stephanie Smith	Francesca Wyllie	All girls crew	178.0	45.0	52.0	(58.0)	47.0	45.0	425.0	367.0
58th	86	Bronze		3746	Hannah Leaf	Mikayla Punter	All girls crew	179.0	52.0	(61.0 DNF)	57.0	54.0	57.0	460.0	399.0
59th	166	Bronze		4963	Annastasia Wright	Harrison Wright	family	180.0	(61.0 DNC)	55.0	56.0	55.0	55.0	462.0	401.0
60th	97	Bronze		3694	Sophie Slot	Femke Heddema		167.0	(61.0 DNC)	61.0 DNC	61.0 DNC	61.0 DNC	61.0 DNC	472.0	411.0

Scoring codes used

Code	Description	Points
------	-------------	--------

BFD Black flag disqualification under rule 30.3 61

DNC	Did not come to the starting area	61
DNF	Started but did not finish	61
DSQ	Disqualification	61
XPA	Exoneration penalty accepted 30%	59

Sailwave Scoring Software 2.5.1
www.sailwave.com